



Jack & the Beanstalk

Storybook Activities

This printable is not to be shared - even if you got it for free. This is your personal copy.


© Copyright 2017 Tara Mitchell. All rights reserved.

The pictures used in this printable were purchased from **Educlips** and **Sonya DeHart** and are copyrighted by the original owner.

You may copy the pages in this pack for **PERSONAL** and **SINGLE CLASSROOM** use only. If you have any questions, please email me at tara@embarkonthejourney.com.



Jack




beanstalk



cow



giant




golden egg



goose



harp



magic beans



Jack




beanstalk




cow



giant



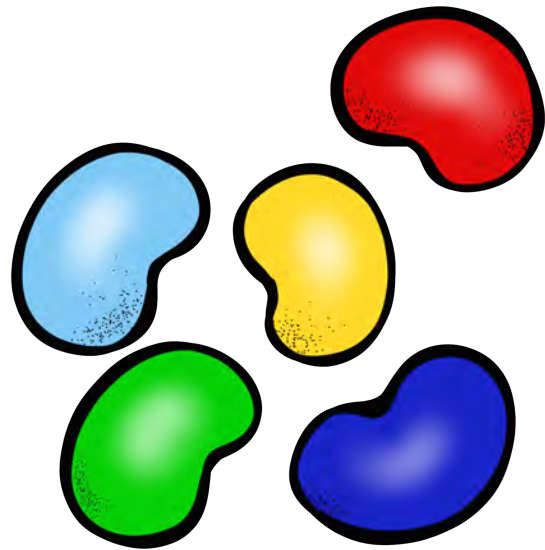
golden egg



goose



harp



magic beans

-ack Family



Directions: Cut out the strip of letters. Cut a slit at the top and bottom of the box below. Feed the strip through the slits, and have your child read the words they make.



ack



b
j
p
r
s
t
bl



Directions: Print on cardstock. Cut out puzzle pieces. Mix them up. Have child put puzzles back together.





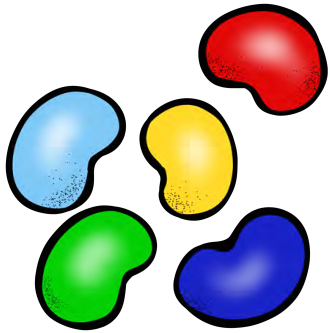
Beginning Sounds

Directions: Cut out and laminate the cards below. Discuss the picture on each card focusing on the beginning sound of each. Have student attach a paper clip or clothespin on the correct letter.


	D		H
	B		T
	C		F

	D		H
	R		J
	C		L


	A		G
	L		P
	E		N




Color the
magic beans!




orange




purple




green




blue



yellow



red



brown

Jj

Directions: Color all of the letter Jj's.

J

j

g

a

J

h

j

J

j

J

e

F

j

B

k

j

J

N

j


D




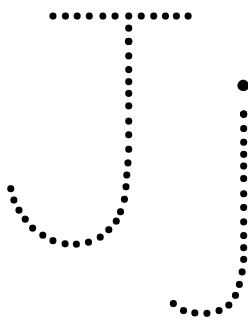
Fee-fi-fo-fum

I smell the blood of an


Englishman...



	10
	20
	30
	40
	50
	60
	70
	80
	90
	100










Directions: Use a do-a-dot marker to mark all of the upper- and lower-case Jj's in the picture below.

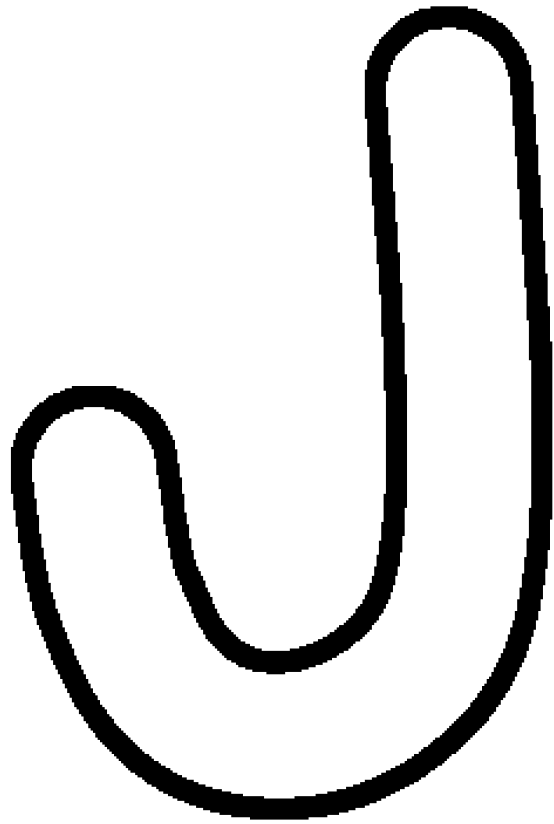


Graphing

Directions: Cut out and assemble the die on the following page. Roll the die, and color in one space for each picture rolled. Continue until one column reaches 10.

10	10	10	10	10	10
9	9	9	9	9	9
8	8	8	8	8	8
7	7	7	7	7	7
6	6	6	6	6	6
5	5	5	5	5	5
4	4	4	4	4	4
3	3	3	3	3	3
2	2	2	2	2	2
1	1	1	1	1	1
					





Jack and the Beanstalk









“1-10” Number Maze

Can you trace a path from 1-10?








	4	6	7
1	2	5	8
7	3	4	9
9	6	8	10
10	1	3	










Upper/Lowercase Match: Circle the lowercase letter that matches the uppercase letter.

 B	c e b a u
 J	j l p e h
 C	f c d q b
 G	p y q t g

Read and Write

	beanstalk
	cow
	giant
	goose
	harp
	Jack
	magic beans

Read and Write

	<hr/> <hr/> <hr/> <hr/>
	<hr/> <hr/> <hr/> <hr/>
	<hr/> <hr/> <hr/> <hr/>
	<hr/> <hr/> <hr/> <hr/>
	<hr/> <hr/> <hr/> <hr/>
	<hr/> <hr/> <hr/> <hr/>
	<hr/> <hr/> <hr/> <hr/>

Roll and Stamp

Directions: Roll two die. Count the dots. Use a do-a-dot marker, circle sticker, or markers/crayons to identify the number below.

