


Daisy Comes Home

Activity Pages



Grades K-2


Created by Embark on the Journey

Clipart by:

My Cute Graphics

EduClips

Daisy Comes Home by Jan Brett



Directions: Read the story or listen to it being read to you.
Fill in the answers with words or pictures.

Where does this story take place?




Who are the two main characters in this story?

Name two animals Daisy meets on her way down the river.




How does the story end for Daisy and Mei Mei?

How many eggs in Mei Mei's basket?

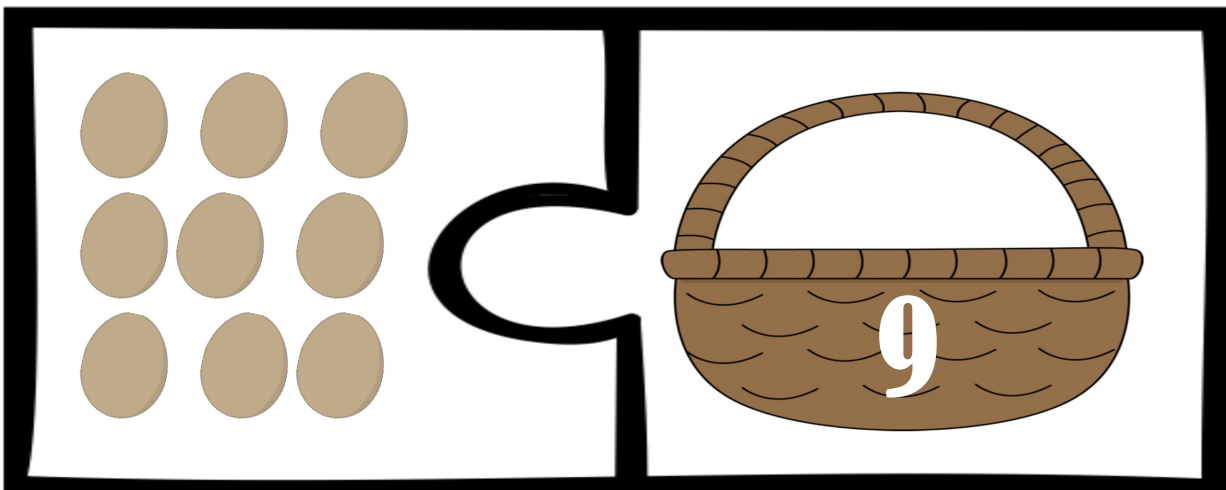


Directions: Print this page on cardstock. Cut out the puzzle pieces. Mix them up. Have child count the eggs. Match it to the correct basket.






How many eggs in Mei Mei's basket?




How many eggs in Mei Mei's basket?



How many eggs in Mei Mei's basket?



E is for egg.




E E E E E

e e e e e

E is for egg.

B

is for basket.




B B B B B

b b b b b

B is for basket.

H is for hen.




H H H H H

h h h h h


H is for hen.

What would you do if you
woke up and found yourself
floating down the river?




Handwriting practice lines consisting of solid top and bottom lines with a dashed middle line. There are ten sets of these lines on the page.

What would you do if you woke up and found yourself floating down the river?




Handwriting practice lines consisting of multiple sets of three horizontal lines (top solid, middle dashed, bottom solid) for writing a response.

What would you do if
your pet was lost?



Handwriting practice lines consisting of solid top and bottom lines with a dashed middle line. There are seven sets of these lines provided for writing an answer to the question above.





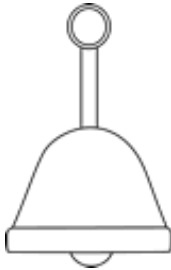




What would you do if
your pet was lost?



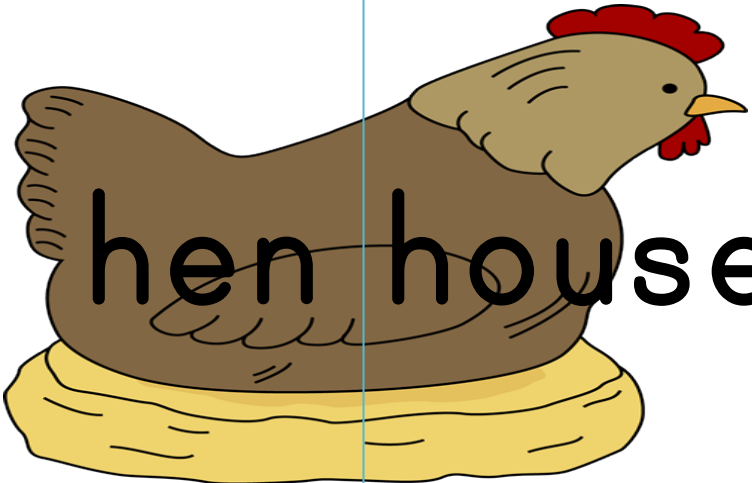
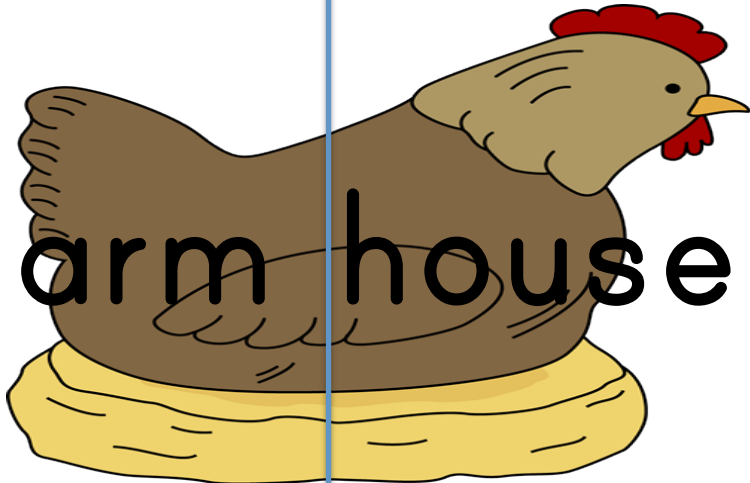
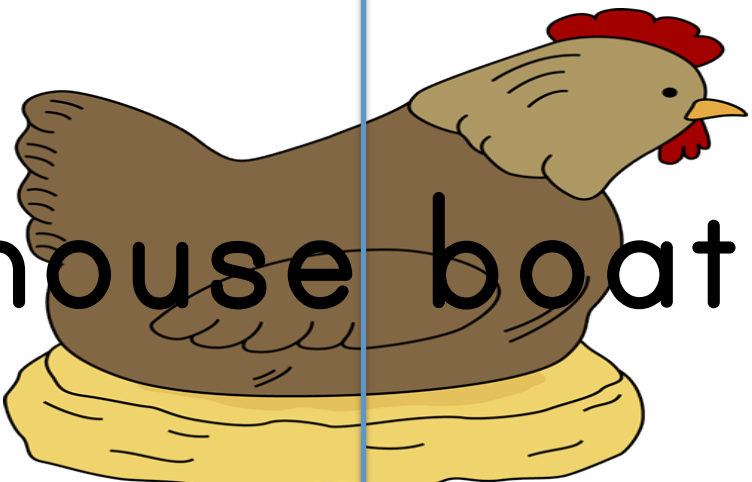
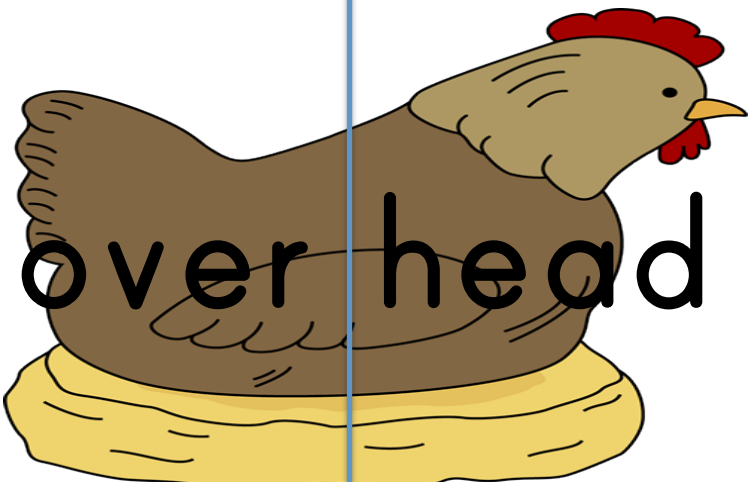
Handwriting practice lines consisting of multiple sets of three horizontal lines (top solid, middle dashed, bottom solid) for writing a response.

Onomatopoeia

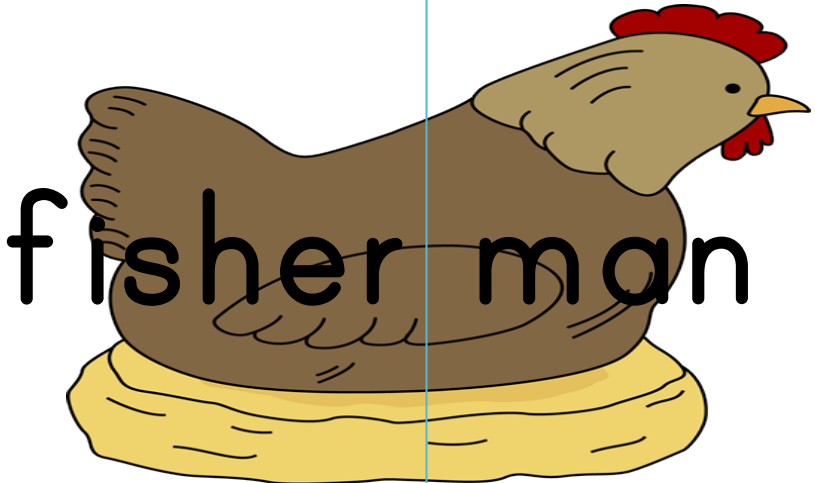
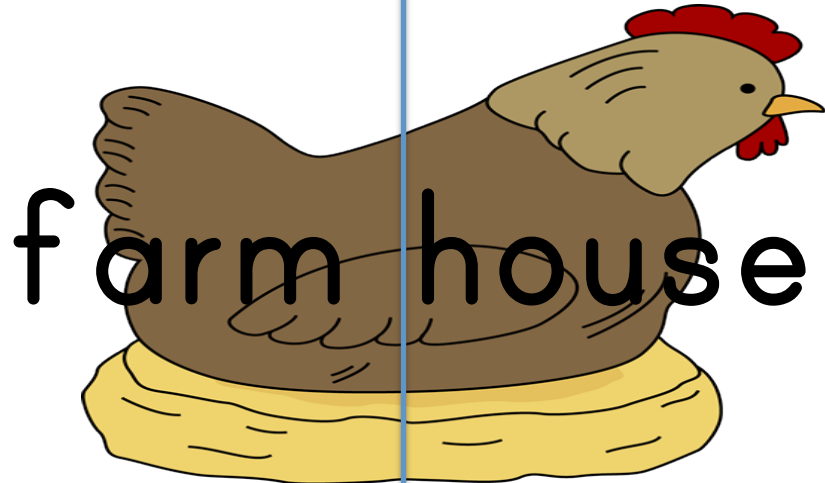
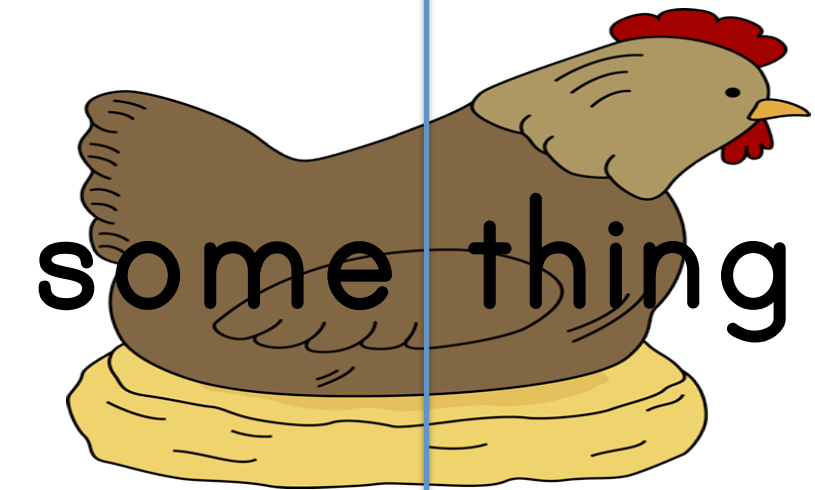
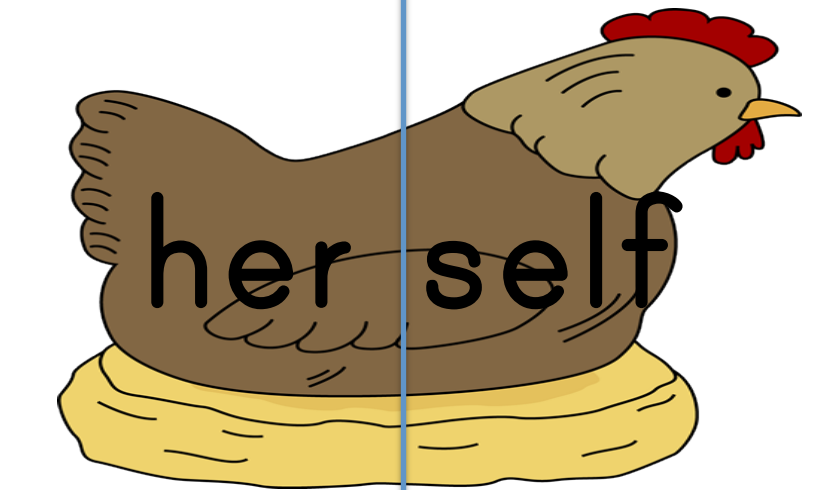
Directions: Onomatopoeia is a word that sounds a natural sound. Some examples are slurp, slam, crash, and woof. Can your child find some examples in the story? When they have a grasp of what onomatopoeia is, let them complete the activity below. What sound does each of the things below make?

| | | |
|--|--|--|
|  _____ |  _____ |  _____ |
|  _____ |  _____ |  _____ |
|  _____ |  _____ |  _____ |

Directions: Cut apart the cards. Can you find the two smaller words that make one new compound word?

| | |
|---|---|
|  <p>hen house</p> |  <p>farm house</p> |
|  <p>house boat</p> |  <p>over head</p> |

Directions: Cut apart the cards. Can you find the two smaller words that make one new compound word?

| | |
|---|---|
|  <p>fisher man</p> |  <p>farm house</p> |
|  <p>some thing</p> |  <p>her self</p> |

Writing Compound Words

Directions: Using the cards on the previous pages, create eight compound words. Fill in the blanks below.

1. _____ + _____ = _____

2. _____ + _____ = _____

3. _____ + _____ = _____

4. _____ + _____ = _____


5. _____ + _____ = _____

6. _____ + _____ = _____

7. _____ + _____ = _____


8. _____ + _____ = _____

Draw a picture of one of your compound words.




Life Cycle of a Chicken


Directions: Cut out the cards below. Put them in order.




Egg



Hatching chick



Hen



Chick

Created by Embark on the Journey